

DESN 230: Homework #1: The 3ds Max User Interface

Name:		Date:	
-------	--	-------	--

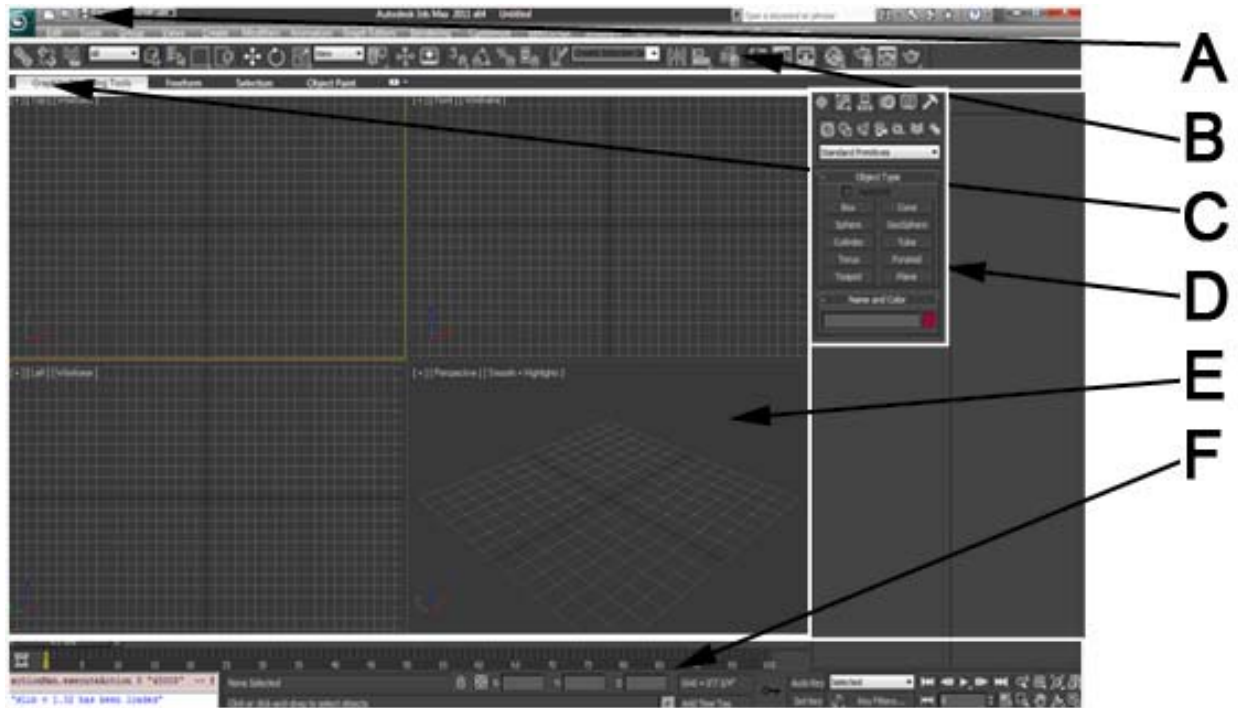
Instructions: Fill out the forms below using Acrobat Reader and submit the saved PDF to Blackboard. These files should be able to work and save correctly if you use the free Adobe Acrobat Reader.

Please remember to save the file as LASTNAME-FIRSTNAME_HW01.pdf. Files that are incorrectly named will receive a reduction in points.

Most of the information required to fill out these answers can be found in Chapters 1 and 2 in the 3ds Max 2011 Bible. Information can also be found inside 3ds Max 2011 itself as well as the help files included with 3ds Max. Simply hit the F1 key to bring up the help menu system.

Revived Points		Out Of	<u>100 Total Points</u>
----------------	--	--------	--------------------------------

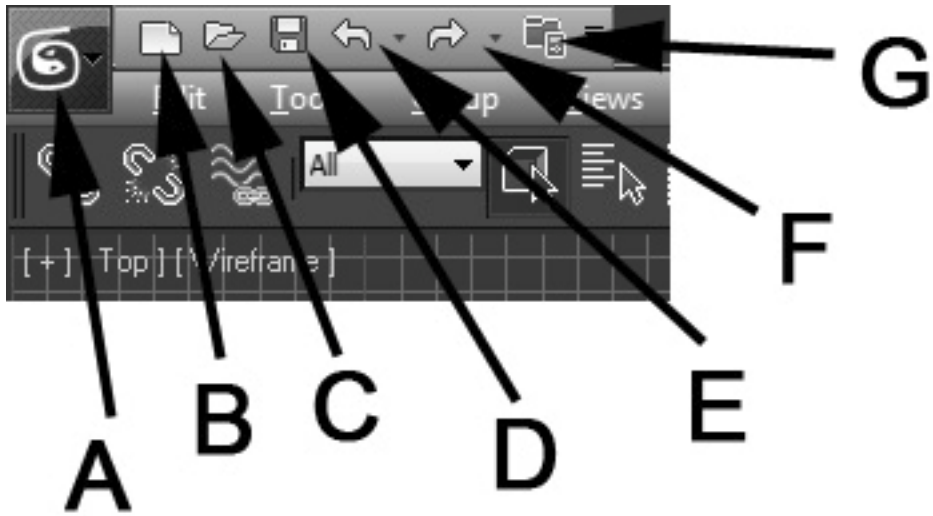
#1: Label the 6 main user interface elements. (1 point for each)



Label the 6 main interface elements

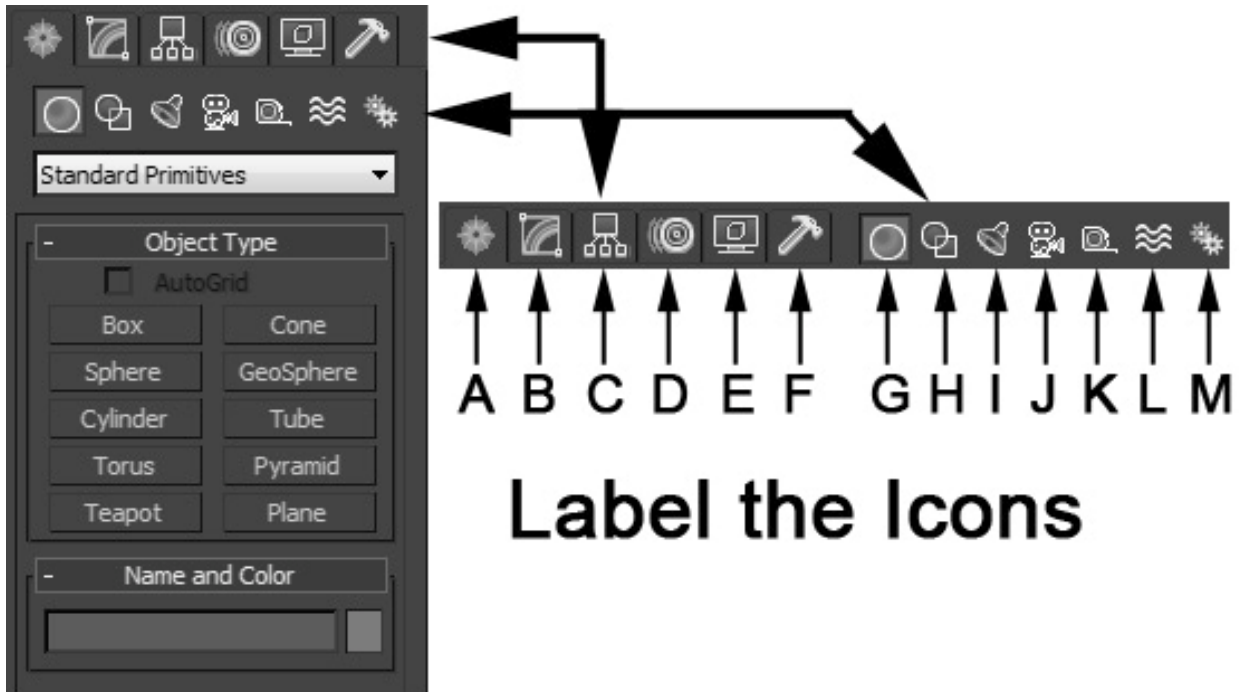
A:	
B:	
C:	
D:	
E:	
F:	

#2: Label the 7 Main Title Bar Icons (1 point for each)



A:	
B:	
C:	
D:	
E:	
F:	
G:	

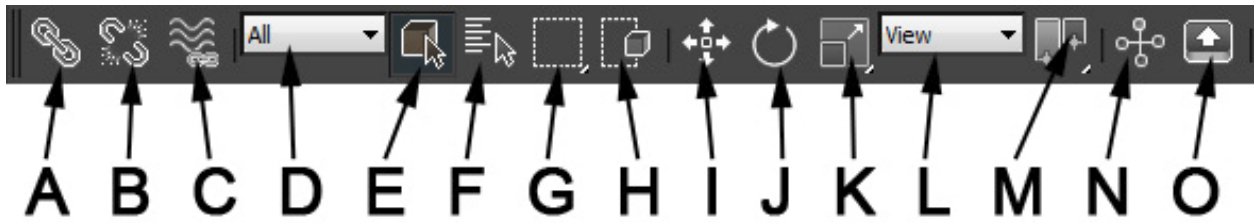
#3: Label the 13 Command Panel Icons (1 point for each)



Label the Icons

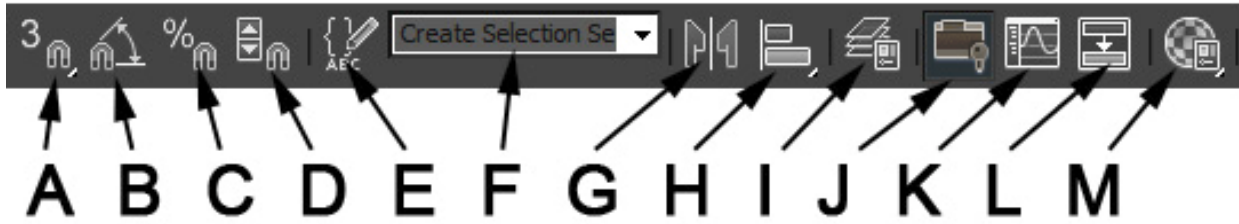
A:		G:	
B:		H:	
C:		I:	
D:		J:	
E		K:	
F:		L:	
		M:	

#4-A: Label the 15 Main Toolbar Icons, Part 1. (1 point for each)



A:		I:	
B:		J:	
C:		K:	
D:		L:	
E:		M:	
F:		N:	
G:		O:	
H:			

#4-B: Label the 13 Main Toolbar Icons, Part 2. (1 point for each)



A:		H:	
B:		I:	
C:		J:	
D:		K:	
E:		L:	
F:		M:	
G:			

#4-C: Label the 3 Main Toolbar Icons, Part 3. (1 point for each)



A:	
B:	
C:	

#5-A: What is the Quad Menu? (5 points)

#5-B: How would you access the Quad Menu? (5 points)

#6: How do you access the 3ds Max Help? You can just name the shortcut key used to access this. HINT: It's on the first page of this assignment. (5 points)

#7: Can you increase the width of the Command Panel? If so, how would you do this? (10 points)

#8: What area of 3ds Max intrigues you the most? Ex, modeling, texturing, lighting, animation. (8 points)

#9: Where can you go to configure your Viewports? You can either list the menus used to access this, or the alternate way by right-clicking a certain label. (10 points)